

BIN

Designer: Grieve Gillette Anderson Architects



MATERIALS

- 316 Stainless steel

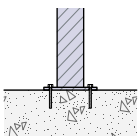
FINISHES

- #4 Brushed finish

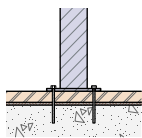
SIZES

- 80 Litre (Includes shelf and galvanised bin liner)
- 120 Litre

INSTALLATION



Bolt Down



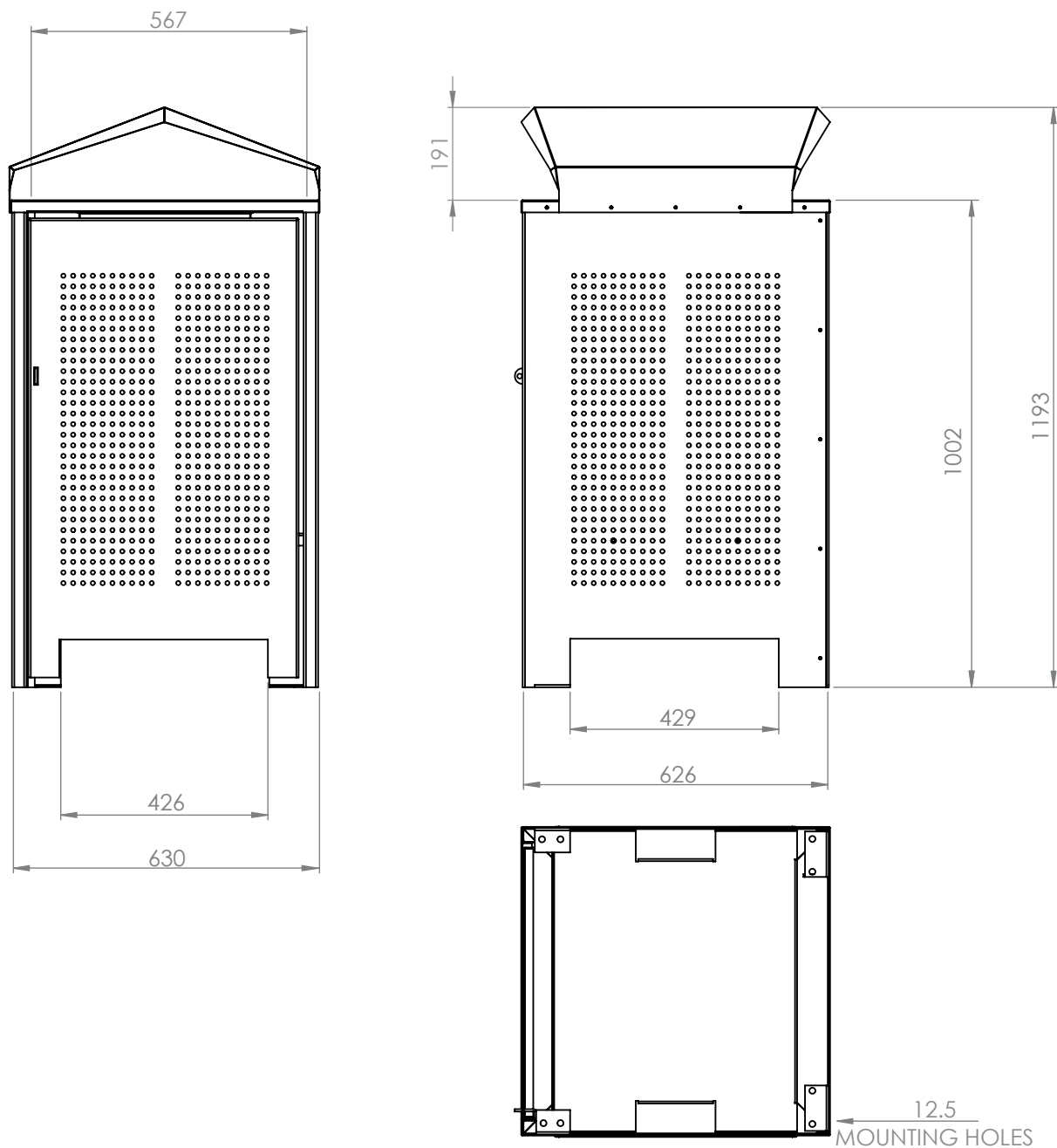
Bolt Through

FIXINGS

- 12.5mm holes for 10mm diameter fixings

TRANSIT BIN ENCLOSURE

SPECIFICATIONS



Measurements are in millimetres. Drawings are not to scale.

PRODUCT CODE	BODY, CHUTE, SHROUD & FINISH	SIZE
TRN001-S16-N4-80L-RS	316 Stainless steel #4 brushed	80L - with shelf & bin liner
TRN001-S16-N4-120L-RS	316 Stainless steel #4 brushed	120L - suits wheelie bin